

DIFFERENT KIDS—HOW TYPICAL SCHOOLS ARE BUILT TO FAIL AND NEED TO CHANGE: A STRUCTURAL ANALYSIS

by Alan Kibbe Gaynor
Boston University

Abstract: This article uses computer simulation analysis to illustrate the thesis that the typical American public school is structured in a way that *reinforces* the entry characteristics of its students so that by the time they graduate after twelve years—if they graduate—students who enter the school in kindergarten or first grade with high “readiness” perform academically better-than-average while students who enter the school with low “readiness” perform worse than average, this creating the well-known and widely discussed “achievement gap.” The conclusion of this argumentation is that this structure must be changed if school reform is to be effective and that it is strong school leadership that over time builds teacher quality and community and parent interest in the school and changes teacher expectations for all students, especially for initially and traditionally low-achieving students.

The position taken in the paper, and supported by the computer simulation modeling data, is that, in this way, strong school leadership enhances the quality and intensity of instruction, the closeness of student-teacher relationships, and the rigor of instructional content for all students, thus drawing further advances in student motivation, work effort, and academic performance, and, finally, improving the attractiveness of the school for high quality teachers and continuing the upward cycle.

INTRODUCTION

In this article I renew and expand upon an argument that Karl Clauset and I first made some thirty years ago (Clauset & Gaynor, 1982). The main point of this argument is that the typical American public school is structured in a way that *reinforces* the entry characteristics of its students so that by the time they graduate after twelve years—if they graduate—students who enter the school in

kindergarten or first grade with high “readiness” perform academically better-than-average while students who enter the school with low “readiness” perform worse than average, this creating the well-known and widely discussed “achievement gap.”

School readiness includes such things as high levels of English language development, high levels of academic motivation and self-discipline, high levels of academic motivation based on high aspirations for life achievement, and a strong cultural belief in the empowering role of education in achieving these aspirations. School readiness also includes having the kinds of “intelligence” and learning styles that are consistent with standard schooling and standard models of academic instruction. This academic achievement gap is illustrated in Figure 1.

Figure 1

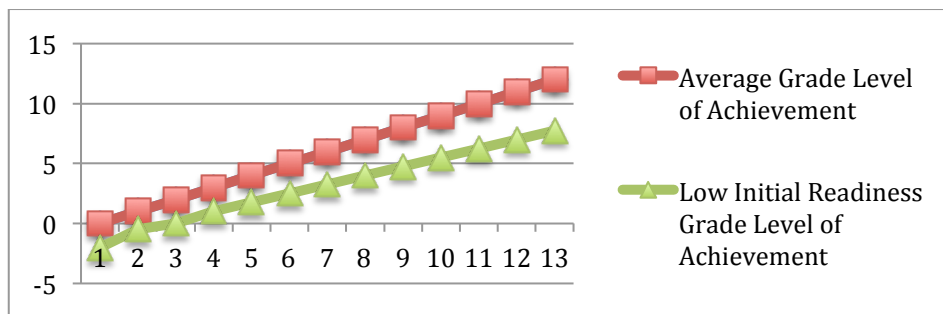
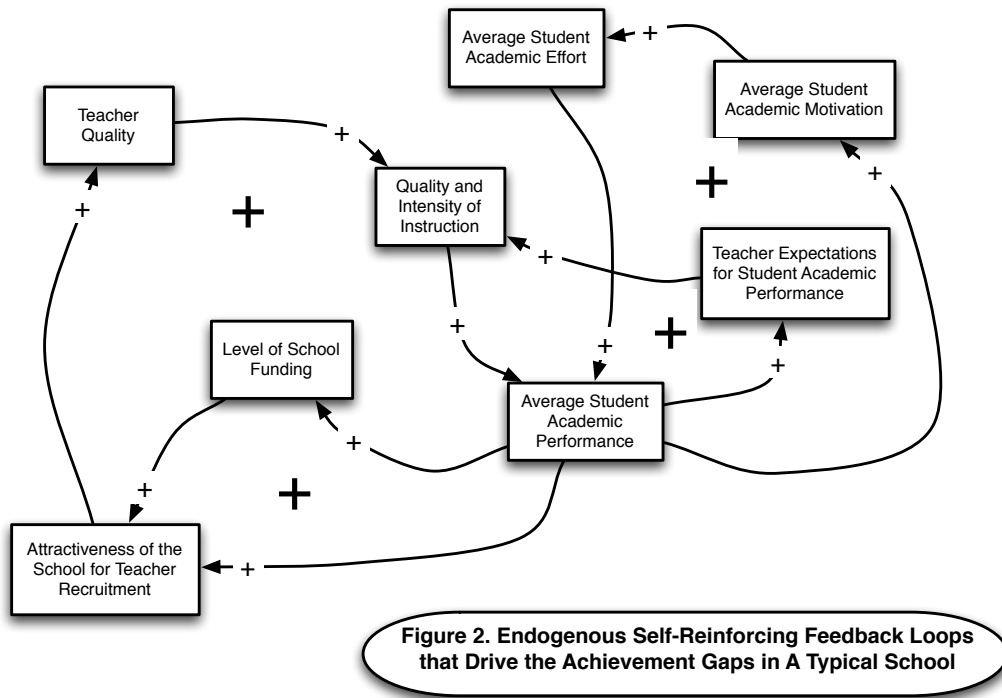


Figure 1. The Typical School Achievement Gap between Average and Low Initial Readiness Students

The central thesis of this article is that this outcome is driven fundamentally by three central structural elements—self-reinforcing causal feedback loops—one mainly between teachers and students around teacher expectations (Rist, 1972; Clauset & Gaynor, 1982), another between student performance in a school and the attractiveness of the school for high quality teachers (Betts, *et al.*, 2000;

Bonesrønning, *et al.*, 2005; Clotfelter, *et al.*, 2006; Lankford, *et al.*, 2002; Peske and Haycock, 2006), and the third between student performance and the level of school funding (Klein, 2007).

Figure 2



I believe that it is precisely this dysfunctional feedback structure that must be changed if school reform is to succeed. In the following pages I present the results of several computer simulations that include the essential elements of a school— shown first as a causal-loop diagram (Figure 3) and then as a full-blown System Dynamics computer-simulation model (Figure 4).

These simulations first display the results of the basic model, described above and then examine the effects on the system of higher teacher quality, school leadership, and community-parent interest in the school. Finally, the effects are examined of student characteristics that are widely alleged to be important, especially for initially and traditionally low-achieving students: personal intelligence (Gardner, 2011; Goleman, 2006) and resilience (Allen, 2004; Brown, 2004; Carnes, 2009; Coleman, 2007; Crawford, 2006; Marshall, 2008; Nears, 2007; Salley, 2005). In all cases, for this article, the emphasis is on the effects of these changes on initially low-achieving students.

The equations and table functions that specify the model are displayed in Appendix I. Appendix II contains a listing of many of the non-school developmental factors that have been tied to differential academic achievement. Appendix III lists an extensive categorized bibliography of sources related to the factors listed in Appendix II.

RESULTS

The Basic Dynamics of a Typical School

The first set of simulation experiments tested the effects of the basic dynamics discussed earlier in this paper and illustrated in 1 that drive the problematic reference mode shown in Figure 2. In these runs, the only changes made are to the *initial* level of “Student Academic Performance” so as to represent these initial differences mathematically in the model. All other variables in the model are held constant with values that represent a typical school.

It should be pointed out at this point that student academic performance is shown in real physical units: the grade-level correspondence of the student’s actual academic performance vs. the student’s expected grade-level performance (i.e., the student’s “true” (age-correspondent) grade level. Other variables in the model are shown as what is called “dimensionless.” They are, in essence, scaled values, with “1” as the “normal” value and with higher and lower values showing proportionately greater and lesser values. Thus, in the basic simulation runs, the other variables all are initialized at “1.” In subsequent runs “high” values of teacher quality, school leadership, student resilience, etc. are initialized as “1.2” whereas “low” values are initialized as “0.8.”

The Effects of the Typical (Baseline) School on Students with Average Entry Characteristics

The graph (Figure 5) shows the typical progress of an initially average student over twelve years in a typical school. You can see that the student’s academic progress tracks her or his age-grade-level.

Figure 5

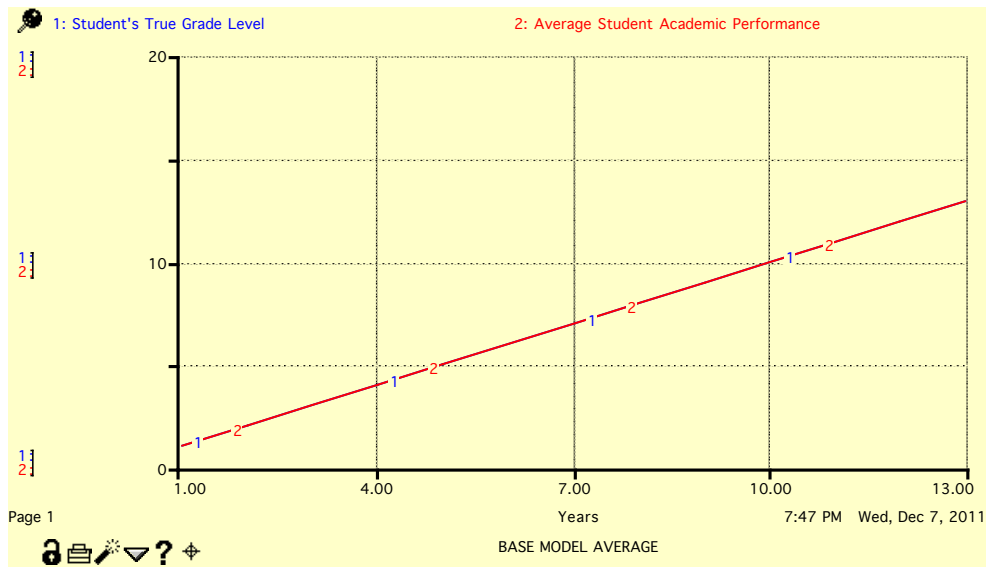


Figure 5. Model Output: The Academic Progress of an Initially Average Student in Comparison to Normal Grade-Level Progression in a Typical School

The Effects of the Typical (Baseline) School on Students with Above-Average Entry Characteristics

The graph (Figure 6) shows the typical progress of an initially above-average student over twelve years in a typical school. You can see that the student's academic progress tracks well above age-grade-level.

Figure 6

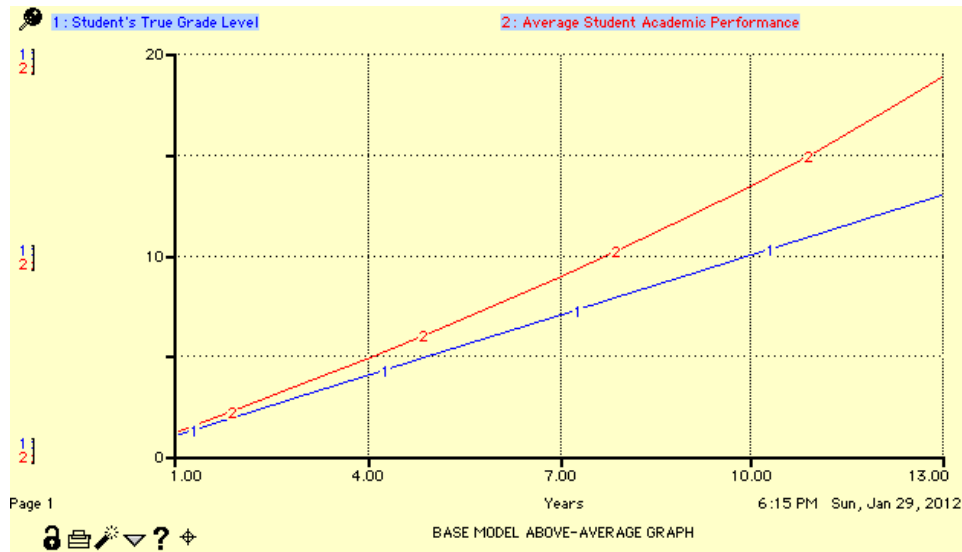


Figure 6. Model Output: The Academic Progress of an Initially Above-Average Student in Comparison to Normal Grade-Level Progression in a Typical School

The Effects of the Typical School on Students with Below-Average Entry Characteristics

The graph (Figure 7) shows the typical progress of an initially below-average student over twelve years as a student in a typical school. You can see that the student's academic progress lies consistently below that expected for her or his age-grade-level, which is the essence of the so-called "achievement gap."

Figure 7

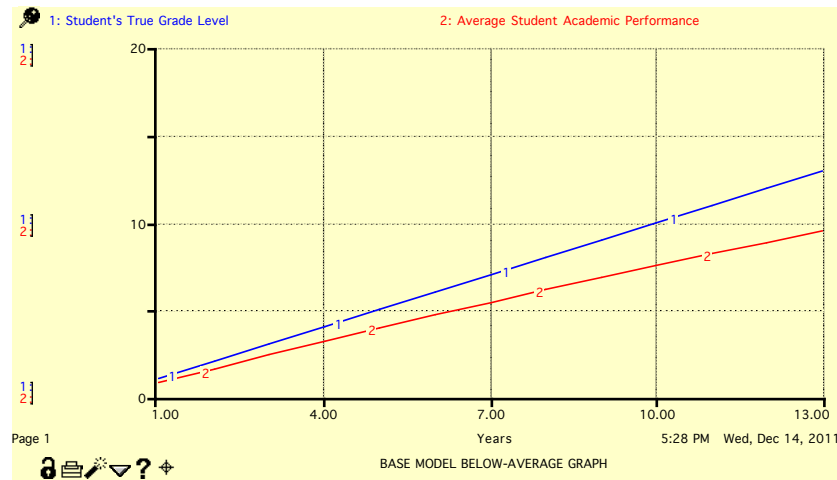


Figure 7. Model Output: The Academic Progress of an Initially Below-Average Student in Comparison to Normal Grade-Level Progression in a Typical School

TESTS OF EXPERIMENTAL EFFECTS

Tests were run to see—given the structure of the model and the theory of the structure of schooling represented in it—the effects of improvements in different elements of schooling on initially below-average students: high teacher quality; high level of school leadership; high level of interest in school on the part of parents and community leaders; combination of high teacher and school leadership quality; combination of high teacher quality and a high level of interest in school on the part of parents and community leaders; combination of a high level of school leadership and a high level of interest in school on the part of parents and community leaders; combination of high quality teaching, a high level of school leadership and a high level of interest in school on the part of parents and community leaders; a high level of student personal intelligence; and a high level of individual student resilience.

These model effects are shown in a series of graphs (Figures 8-16).

Figure 8

Effects of High Teacher Quality on Initially Below-Average Students

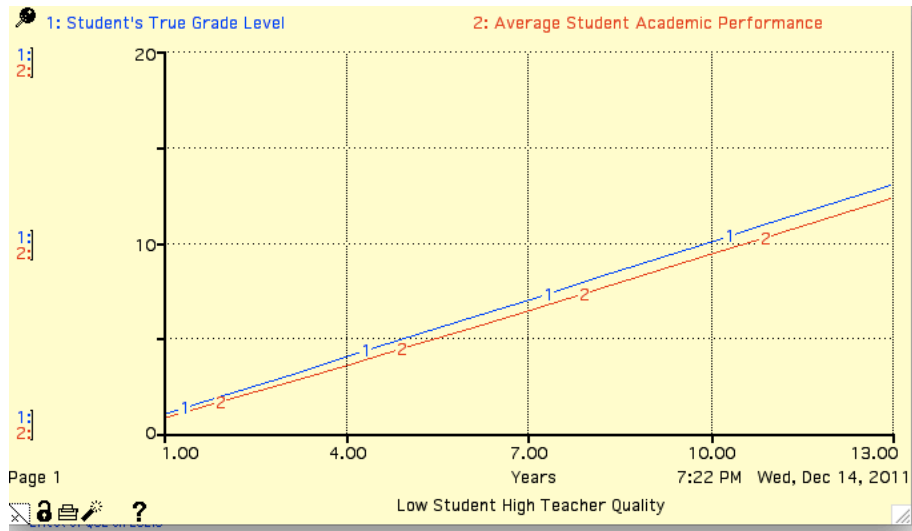


Figure 8. Effects of High Teacher Quality on Initially Below-Average Students

Figure 9

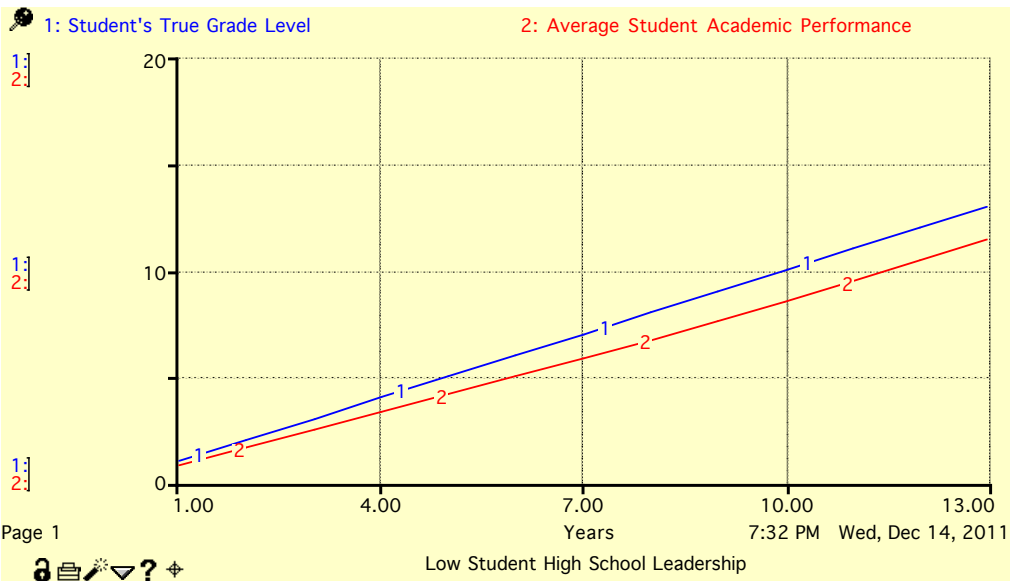


Figure 9. Effects of a High Level of School Leadership on Initially Below-Average Students

Figure 10

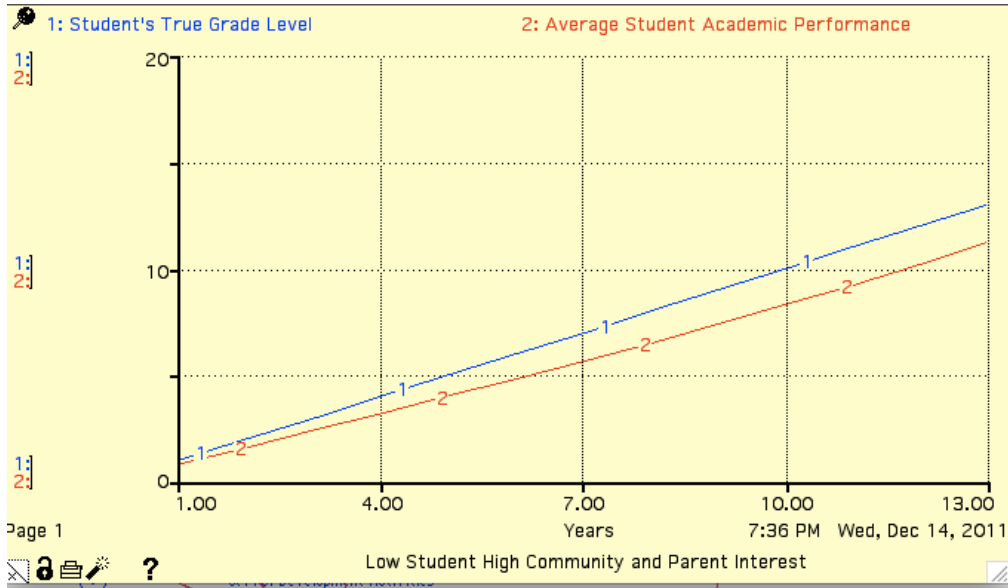


Figure 10. Effects of a High Level of Community and Parent Interest in School on Initially Below-Average Students

Figure 11

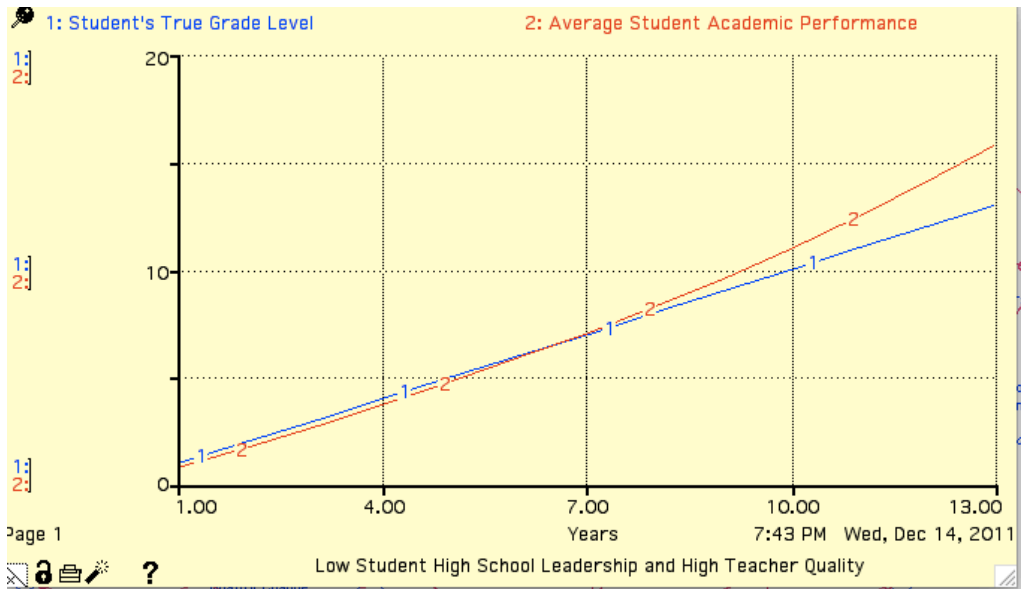


Figure 11. Effects of a High Combination of Teacher Quality and School Leadership on Initially Below-Average Students

Figure 12

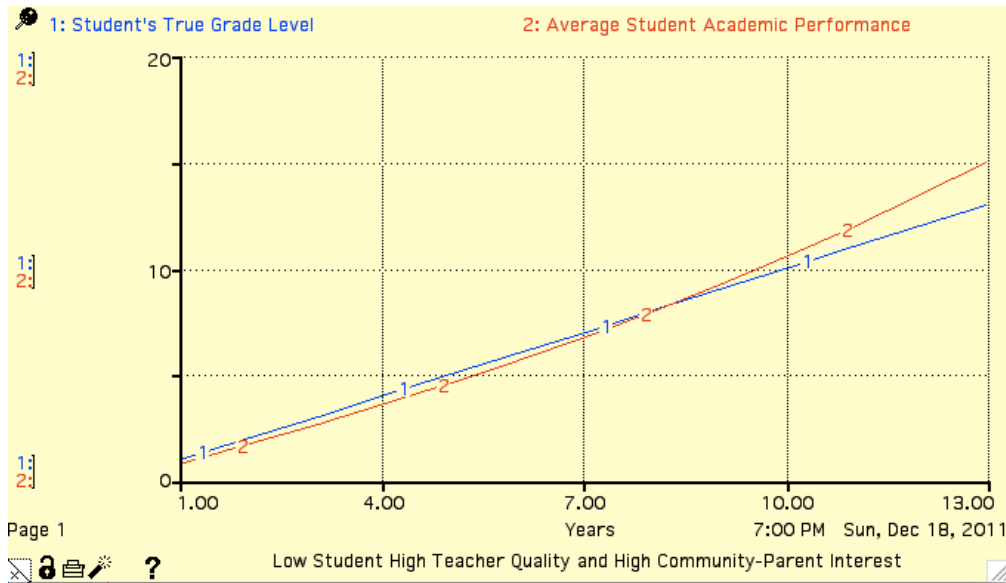


Figure 12. Effects of a High Combination of Teacher Quality and Community-Parent Interest on Initially Below-Average Students

Figure 13

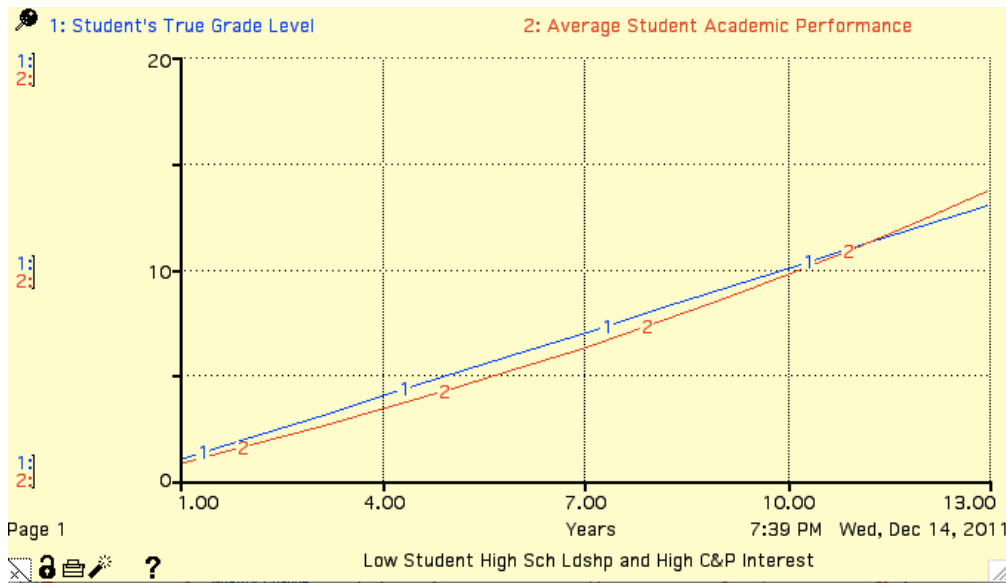


Figure 13. Effects of a High Combination of School Leadership and Community and Parent Interest in Schools on Initially Below-Average Students

Figure 14

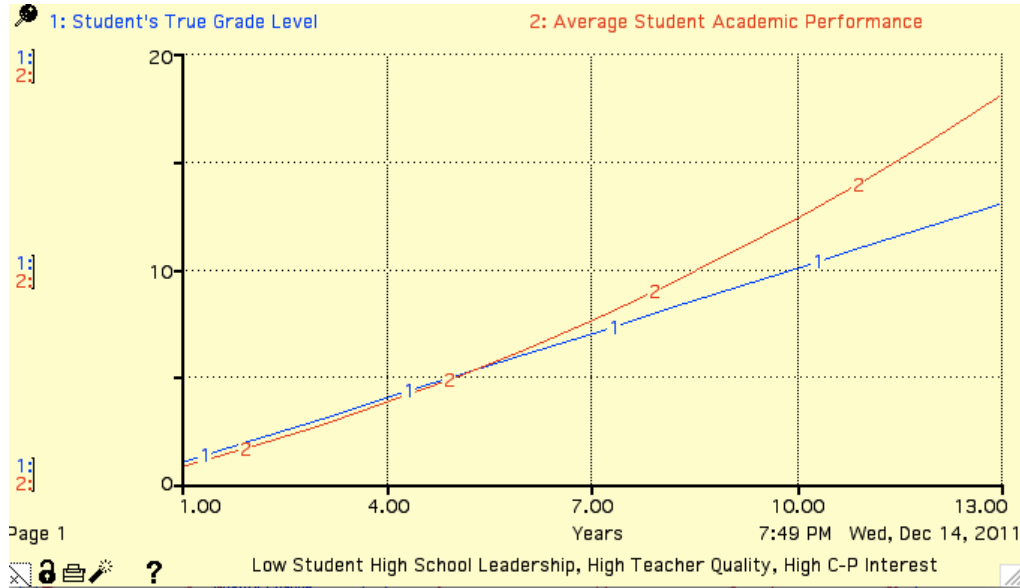


Figure 14. Effects of a High Combination of Teacher Quality, School Leadership, and Community Leader Interest on Initially Below-Average Students

Figure 15

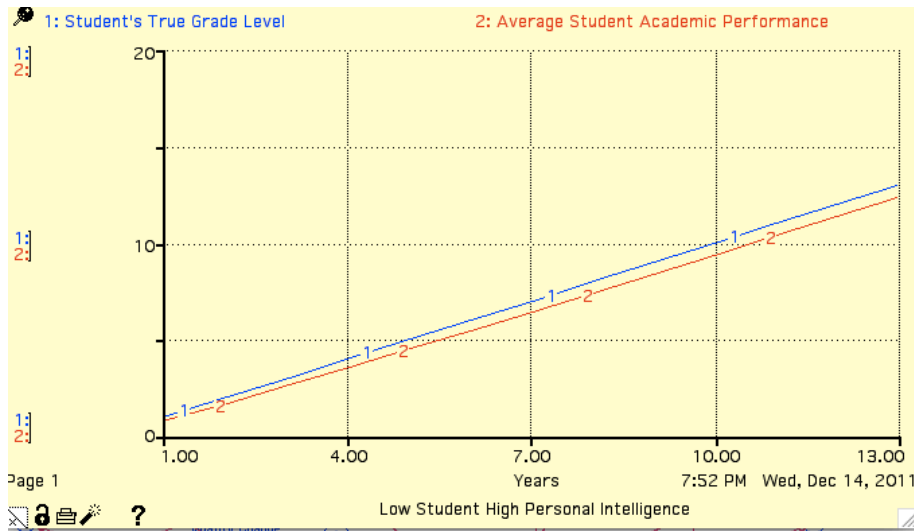


Figure 15. Effects of High Student Personal Intelligence on Initially Below-Average Students

Figure 16

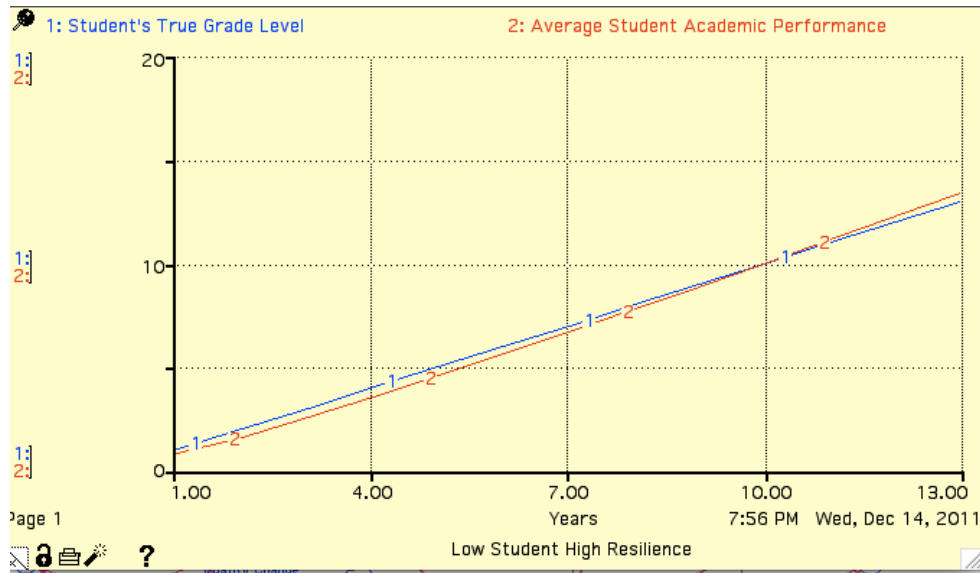


Figure 16. Effects of High Student Resilience on Initially Below-Average Students

CONCLUSIONS

Given the structure of the model as formulated, high teacher quality, school leadership, and community and parent interest in schools all have quite significant effects on the academic performance of initially low-achieving students, to the point of closing the gap with grade level standards. The combinations of pairs of these variables have even greater effects. The greatest effects are achieved by the combination of all three of these variables.

The effects of student personal intelligence and resilience were tested as well. It is important to note, however, that these variables are exogenous to the structure of the school, residing in the students as personal characteristics. However, they are

often mentioned as important characteristics, especially for initially low achieving students.

Student interpersonal intelligence is posited to influence positively both the closeness of teacher-student relationships, which, in turn, affects student motivation and work effort, and the quality and intensity of instruction, which has a positive impact upon academic performance directly as well as, indirectly, upon student motivation and work effort.

Student resilience is posited to have positive effects for low achieving students on their work effort, which affects their academic performance and, in turn, their motivation, teacher expectations, and further work effort. Both student interpersonal intelligence and resilience have positive effects on the achievement of initially low-achieving students, helping to bring their achievement up to average levels or beyond, at least given the theory described above of how they interact with other variables in the school.

IMPLICATIONS

Since the results presented are simulation results and, therefore, are theoretical, not empirical, the implications of these findings are twofold. First, to the extent that the structure of the model is viewed as sound—including the configuration of variables and causal interactions and the proposed “effect sizes” represented in the equations and table functions in Appendix I—the results confirm the importance of teacher quality and school leadership, especially together with the level of interest in schools of parents and the community.

While teacher quality in the model has slightly greater effects than school leadership, it seems important to keep in mind that changes in the overall level of teacher quality probably cannot be achieved in the real world without strong school leadership—through the effects of leadership on the recruitment and selection of teachers and on professional development, instructional supervision, and the rigor of the content presented, especially to low-achieving students. In the same way, community and parent interest in schools is probably essentially what in the world of research is called a fixed effect, amenable to deliberate strategic initiatives only in the long term—by improving the school incrementally over time, which, again in my view, seems crucially dependent on strong school leadership.

With this in mind, it seems that in the real world the most important variable amenable to purposeful policy action is school leadership. The implications for the selection, recruitment, and preparation of a pool of both high quality teachers and strong school leaders seem evident.

Second, the model provides a theoretical foundation for further empirical research. There is a need for a careful examination by scholars of the structure of the model to assess its validity as a representation of the critical interactions that affect student academic performance, for all students but particularly for initially low-performing students.

Finally, there is a need for experimental research to test for the empirical significance and size of the causal effects among the paired variables in the model, almost all of which are currently empirically unconfirmed. To put it another way,

each of the parameters in the model (Appendix I, *infra*, pp. 21-25) represents an object of potential experimental research.

Thus, the model lays out a potential research agenda for those interested in the existing socio-economic, racial, and ethnic achievement gaps.

REFERENCES

- Allen, Dave L. (2004). An Examination of the Relationship Between Teachers' Perceptions of their School's Ability to Foster a Culture of Resilience and Student Outcomes on the Ohio Sixth Grade Reading Proficiency Test. The University of Cincinnati unpublished doctoral dissertation.
- Betts, J. , Rueben, K., and Danenberg, K. (2000). *Equal Resources, Equal Outcomes? The Distribution of School Resources and Student Achievement in California*, Public Policy Institute of California.
- Bonesrønning, Falch, and Strøm (2005). Teacher sorting, teacher quality, and student composition, *European Economic Review*, 49, 457-483.
- Brown, Ann P. (2004). Learning Environment and Attitudinal Differences between Resilient, Average, and Non-Resilient Fourth- and Fifth-Grade Hispanic Students. University of Houston, unpublished doctoral dissertation.
- Carnes, Stephen J. (2009). Resilience in Action: A Portrait of One High-Poverty/High-Performing School. Aurora University, unpublished doctoral dissertation.
- Clauset, K.H., Jr., and A.K. Gaynor (1982). "Effective Schooling: A Systems Perspective." *Educational Leadership*, 40(3), pp. 54-59.
- Clotfelter, C., Ladd, H, and Vigdor, J. (2006). Teacher-Student Matching and the Assessment of Teacher Effectiveness, *Journal of Human Resources*, 41(4) 778-820.
- Coleman, H.L.K., (2007). Minority student achievement: A resilient outcome? In D. Zinga (Ed.). *Navigating Multiculturalism: Negotiating Change*. Cambridge Scholars Press, 296-326.
- Crawford, Kelly M. (2006). Risk and Protective Factors Related to Resilience in Adolescents in an Alternative Education Program. University of South Florida, unpublished doctoral dissertation.
- Gardner, Howard (2011). *Frames of Mind: The Theory of Multiple Intelligences*. New York: Basic Books.
- Goleman, Daniel (2006). *Social Intelligence The Revolutionary New Science of Human Relationships*. Bantam Books.

Klein, Alyson (2007). Poor Schools Shortchanged on Funding, Education Department Says. *Education Week* (online)

Lankford, H., Loeb, S., and Wyckoff, J. (2002). Teacher Sorting and the Plight of Urban Schools: A Descriptive Analysis, *Educational Evaluation and Policy Analysis*, 24(1) 37-62.

Marshall, Mickey Philip (2008). Overcoming the Odds: An Interpretive Phenomenological Analysis of Academic Resilience among Urban Young Adults. Wright Institute, unpublished doctoral dissertation.

Nears, Kennard (2007). The Achievement Gap: Effects of a Resilience-Based After School Program on Indicators of Academic Achievement, unpublished dissertation, North Carolina State University.

Peske, Heather and Haycock, Kati (June, 2006). *Teaching Inequality: How Poor and Minority Students are Shortchanged on Teacher Quality*, The Education Trust.

Rist, Ray C. (1973). *The Urban School: A Factory for Failure*. Cambridge, MA: MIT Press.

Salley, Linda Delois (2005). Exploring the Relationship between Personal Motivation, Persistence, and Resilience and Their Effects on Academic Achievement among Different Groups of African-American Males in High Schools. University of Maryland, unpublished doctoral dissertation.

APPENDIX I: MODEL EQUATIONS AND TABLE FUNCTIONS

$Average_Student_Academic_Performance(t) =$
 $Average_Student_Academic_Performance(t - dt) + (Rate_of_Increase_in_SAP) * dt$

INIT $Average_Student_Academic_Performance = .8$

INFLOWS:

$Rate_of_Increase_in_SAP =$
 $Quality_ \& _Intensity_of_Instruction * Student_Effort_in_School$

$Community_ \& _Parent' _Interest_in_the_School(t) =$
 $Community_ \& _Parent' _Interest_in_the_School(t - dt) +$
 $(Rate_of_Change_in_LCLIS) * dt$

INIT $Community_ \& _Parent' _Interest_in_the_School = 1$

INFLOWS:

$Rate_of_Change_in_LCLIS =$
 $Effect_of_QSL_on_LCLIS * Community_ \& _Parent' _Interest_in_the_School$

$Quality_of_School_Leadership(t) = Quality_of_School_Leadership(t - dt) +$
 $(Rate_of_Change_in_the_Quality_of_School_Leadership) * dt$

INIT $Quality_of_School_Leadership = 1$

INFLOWS:

$Rate_of_Change_in_the_Quality_of_School_Leadership =$
 $Effect_of_LCM_Multiplier_on_the_Rate_of_Leadership_Change * Quality_of_School_Leadership$

$Student's_True_Grade_Level(t) = Student's_True_Grade_Level(t - dt) +$
 $(Rate_of_Increase_in_Student's_True_Grade_Level) * dt$

INIT $Student's_True_Grade_Level = 1$

INFLOWS:

$Rate_of_Increase_in_Student's_True_Grade_Level = 1$

$Student_Academic_Motivation(t) = Student_Academic_Motivation(t - dt) +$
 $(Rate_of_Increase_in_SAM) * dt$

INIT $Student_Academic_Motivation = 1$

INFLOWS:

$Rate_of_Increase_in_SAM =$
 $Student_Academic_Motivation * Effect_of_Various_Factors_on_Changes_in_Motivation$

$Teacher_Quality(t) = Teacher_Quality(t - dt) +$
 $(Rate_of_Change_in_Teacher_Quality) * dt$

INIT Teacher_Quality = 1

INFLOWS:

Rate_of_Change_in_Teacher_Quality = Effect_of_TQCM_on_RCTQ/DELAY(3,0)

**Amount_and_Quality_of_Supervision_&_Prof_Development_Activities =
Effect_of_AQPDA_Multiplier**

AQPDA_Multiplier =

Comparative_Level_of_Community_Resources_for_Schooling*Quality_of_School_Leadership

Average_Quality_of_Teacher_Recruitment_and_Selection =

Comparative_Level_of_Community_Resources_for_Schooling*Effect_of_School_Leadership_on_Teacher_Recruitment_and_Selection*Effect_of_SAP_on_Teacher_Recruitment

Change_in_SAM_Multiplier =

(Quality_&_Closeness_of_StudentTeacher_Relationship+Quality_&_Intensity_of_Instruction+1/Ratio_of_Out_of_School_Suspensions_to_Normal+Ratio_of_SAP_to_STGL)/4

Comparative_Level_of_Community_Resources_for_Schooling =

Effect_of_LCLIS_on_Community_Resources_for_Schooling

content_rigor =

Effect_of_School_Leadership_on_Content_Rigor*Effect_of_Teacher_Quality_on_Content_Rigor

Effect_of_Performance_Ratio_on_Parent_Pressure =

IF(Ratio_of_SAP_to_STGL<1)THEN(1/Ratio_of_SAP_to_STGL)ELSE(1)

Expected_ASAP =

Average_Student_Academic_Performance*Effect_of_QSL_on_RCEAASAP

Extra_Help_for_Underachieving_Students =

Interest_of_Sch_Ldshp_in_Underachieving_Student_Help*Teacher_Effort_to_Help_Underachieving_Students*Parental_Pressure_from_Student_Underachievement

Interest_of_Sch_Ldshp_in_Underachieving_Student_Help =

IF(Quality_of_School_Leadership)>1.15THEN(1/Ratio_of_ASAP_to_Expected_ASAP)ELSE(1)

Leadership_Change_Multiplier =

Community_&_Parent'_Interest_in_the_School*(1/Ratio_of_ASAP_to_Expected_ASAP)

Parental_Pressure_from_Student_Underachievement =

IF(Community_&_Parent'_Interest_in_the_School>1.5)THEN(Effect_of_Performance_Ratio_on_Parent_Pressure)ELSE(1)

**Quality_&_Closeness_of_StudentTeacher_Relationship =
Student_Personal_Intelligence*Teacher_Perception_of_Student_Ability_&_Motivation**

**Quality_&_Intensity_of_Instruction =
Effect_of_TQ_on_Q&I*Teacher_Perception_of_Student_Ability_&_Motivation*Effect_of_Pers_Intell_on_the_Quality_&_Intensity_of_Instruction*Effect_of_Content_Rigor_on_QII**

**Ratio_of_ASAP_to_Expected_ASAP =
Average_Student_Academic_Performance/Expected_ASAP**

**Ratio_of_Out_of_School_Suspensions_to_Normal =
(1/Student_Academic_Motivation)*1/Ratio_of_SAP_to_STGL**

**Ratio_of_SAP_to_STGL =
Average_Student_Academic_Performance/Student's_True_Grade_Level**

**Student_Effort_in_School =
IF(Student_Academic_Motivation=1OR(Student_Academic_Motivation>1))THEN
N(Student_Academic_Motivation*Effect_of_Extra_Help_on_Student_Effort)ELSE
(Student_Academic_Motivation*Effect_of_Extra_Help_on_Student_Effort*Effect_of_Student_Resilience_on_Student_Effort_in_School)**

Student_Personal_Intelligence = 1

Student_Resilience = 1.2

**Teacher_Effort_to_Help_Underachieving_Students =
IF(Teacher_Quality>1.5)THEN(1/Ratio_of_ASAP_to_Expected_ASAP)ELSE(1)**

**Teacher_Perception_of_Student_Ability_&_Motivation =
Effect_of_SAP_to_STGL_Ratio_on_TPSA&M*Effect_of_QSL_on_TPSA&M**

**Teacher_Quality_Change_Multiplier =
Effect_of_AQTR&S_on_the_Teacher_Quality_Change_Multiplier*Effect_of_PD_on_Teacher_Quality_Change**

**Effect_of_AQPDA_Multiplier = GRAPH(AQPDA_Multiplier)
(0.5, 0.85), (0.6, 0.88), (0.7, 0.9), (0.8, 0.95), (0.9, 0.98), (1, 1.00), (1.10, 1.00),
(1.20, 1.05), (1.30, 1.10), (1.40, 1.15), (1.50, 1.20)**

**Effect_of_AQTR&S_on_the_Teacher_Quality_Change_Multiplier =
GRAPH(Average_Quality_of_Teacher_Recruitment_and_Selection)
(0.5, 0.875), (0.6, 0.9), (0.7, 0.925), (0.8, 0.95), (0.9, 0.975), (1, 1.00), (1.10,
1.00), (1.20, 1.01), (1.30, 1.01), (1.40, 1.02), (1.50, 1.02)**

Effect_of_Content_Rigor_on_QII = GRAPH(content_rigor)

(0.5, 0.755), (0.6, 0.85), (0.7, 0.855), (0.8, 0.95), (0.9, 0.955), (1, 1.00), (1.10, 1.01), (1.20, 1.01), (1.30, 1.02), (1.40, 1.02), (1.50, 1.03)

**Effect_of_Extra_Help_on_Student_Effort =
GRAPH(Extra_Help_for_Underachieving_Students)**

(0.5, 1.00), (0.6, 1.00), (0.7, 1.00), (0.8, 1.00), (0.9, 1.00), (1, 1.00), (1.10, 1.03), (1.20, 1.06), (1.30, 1.09), (1.40, 1.12), (1.50, 1.15)

**Effect_of_LCLIS_on_Community_Resources_for_Schooling =
GRAPH(Community_&Parent'_Interest_in_the_School)**

(0.5, 1.00), (0.6, 1.00), (0.7, 1.00), (0.8, 1.00), (0.9, 1.00), (1, 1.00), (1.10, 1.03), (1.20, 1.06), (1.30, 1.09), (1.40, 1.12), (1.50, 1.15)

**Effect_of_LCM_Multiplier_on_the_Rate_of_Leadership_Change =
GRAPH(Leadership_Change_Multiplier)**

(0.00, -0.08), (0.167, -0.07), (0.333, -0.06), (0.5, -0.0575), (0.667, -0.055), (0.833, -0.05), (1, 0.00), (1.17, 0.05), (1.33, 0.075), (1.50, 0.1)

**Effect_of_PD_on_Teacher_Quality_Change =
GRAPH(Amount_and_Quality_of_Supervision_&Prof_Development_Activities)**

(0.5, 0.875), (0.6, 0.9), (0.7, 0.925), (0.8, 0.95), (0.9, 0.975), (1, 1.00), (1.10, 1.00), (1.20, 1.01), (1.30, 1.01), (1.40, 1.02), (1.50, 1.02)

**Effect_of_Pers_Intell_on_the_Quality_&Intensity_of_Instruction =
GRAPH(Student_Personal_Intelligence)**

(0.5, 0.75), (0.6, 0.8), (0.7, 0.85), (0.8, 0.9), (0.9, 0.95), (1, 1.00), (1.10, 1.05), (1.20, 1.10), (1.30, 1.15), (1.40, 1.20), (1.50, 1.25)

Effect_of_QSL_on_LCLIS = GRAPH(Quality_of_School_Leadership)

(0.00, 0.1), (0.167, 0.075), (0.333, 0.05), (0.5, -0.01), (0.667, -0.02), (0.833, -0.01), (1, 0.00), (1.17, 0.02), (1.33, 0.025), (1.50, 0.03)

Effect_of_QSL_on_RCEAASAP = GRAPH(Quality_of_School_Leadership)

(0.00, 1.00), (0.167, 1.00), (0.333, 1.00), (0.5, 1.00), (0.667, 1.00), (0.833, 1.00), (1, 1.00), (1.17, 1.01), (1.33, 1.01), (1.50, 1.02)

Effect_of_QSL_on_TPSA&M = GRAPH(Quality_of_School_Leadership)

(0.5, 1.00), (0.6, 1.00), (0.7, 1.00), (0.8, 1.00), (0.9, 1.00), (1, 1.00), (1.10, 1.01), (1.20, 1.03), (1.30, 1.04), (1.40, 1.06), (1.50, 1.07)

Effect_of_SAP_on_Teacher_Recruitment = GRAPH(Ratio_of_SAP_to_STGL)

(0.5, 0.9), (0.6, 0.92), (0.7, 0.94), (0.8, 0.96), (0.9, 0.98), (1, 1.00), (1.10, 1.02), (1.20, 1.04), (1.30, 1.06), (1.40, 1.08), (1.50, 1.10)

Effect_of_SAP_to_STGL_Ratio_on_TPSA&M = GRAPH(Ratio_of_SAP_to_STGL)
(0.5, 0.5), (0.6, 0.6), (0.7, 0.7), (0.8, 0.8), (0.9, 0.9), (1, 1.00), (1.10, 1.10), (1.20, 1.20), (1.30, 1.30), (1.40, 1.40), (1.50, 1.50)

Effect_of_School_Leadership_on_Teacher_Recruitment_and_Selection = GRAPH(Quality_of_School_Leadership)
(0.5, 0.85), (0.6, 0.88), (0.7, 0.91), (0.8, 0.94), (0.9, 0.97), (1, 1.00), (1.10, 1.03), (1.20, 1.06), (1.30, 1.09), (1.40, 1.12), (1.50, 1.15)

Effect_of_School_Leadership_on_Content_Rigor = GRAPH(Quality_of_School_Leadership)
(0.5, 0.875), (0.6, 0.9), (0.7, 0.925), (0.8, 0.95), (0.9, 0.975), (1, 1.00), (1.10, 1.02), (1.20, 1.05), (1.30, 1.07), (1.40, 1.10), (1.50, 1.12)

Effect_of_Student_Resilience_on_Student_Effort_in_School = GRAPH(Student_Resilience)
(0.5, 0.75), (0.6, 0.8), (0.7, 0.85), (0.8, 0.9), (0.9, 0.95), (1, 1.00), (1.10, 1.10), (1.20, 1.20), (1.30, 1.30), (1.40, 1.40), (1.50, 1.50)

Effect_of_Teacher_Quality_on_Content_Rigor = GRAPH(Teacher_Quality)
(0.5, 0.875), (0.6, 0.9), (0.7, 0.925), (0.8, 0.95), (0.9, 0.975), (1, 1.00), (1.10, 1.02), (1.20, 1.05), (1.30, 1.07), (1.40, 1.10), (1.50, 1.12)

Effect_of_TQCM_on_RCTQ = GRAPH(Teacher_Quality_Change_Multiplier)
(0.5, -0.3), (0.6, -0.15), (0.7, -0.1), (0.8, -0.06), (0.9, -0.03), (1, 0.00), (1.10, 1.00), (1.20, 1.00), (1.30, 1.01), (1.40, 1.01), (1.50, 1.01)

Effect_of_TQ_on_Q&II = GRAPH(Teacher_Quality)
(0.5, 0.955), (0.6, 0.96), (0.7, 0.965), (0.8, 0.97), (0.9, 0.975), (1, 1.00), (1.10, 1.05), (1.20, 1.10), (1.30, 1.15), (1.40, 1.20), (1.50, 1.25)

Effect_of_Various_Factors_on_Changes_in_Motivation = GRAPH(Change_in_SAM_Multiplier)
(0.00, -0.025), (0.167, -0.025), (0.333, -0.02), (0.5, -0.02), (0.667, -0.015), (0.833, -0.01), (1, 0.00), (1.17, 0.01), (1.33, 0.02), (1.50, 0.03)

APPENDIX II: FACTORS AFFECTING DIFFERENTIAL STUDENT ACHIEVEMENT

- Family wealth
- Family education
- Family nutrition
- Family health care
- Pre-natal nutrition
- Pre-natal health care
- Pre-natal maternal trauma
- Early childhood nutrition
- Early childhood health care
- Parenting practice

APPENDIX III: CATEGORIZED ACHIEVEMENT GAP BIBLIOGRAPHY

Black-White Achievement Gap

Jencks, Christopher, and Phillips, Meredith (1998). *The Black-White Achievement Gap*.

Brain Plasticity

Caldwell, Bettye. May, 1998. "Early experiences shape social development." *Child Care Information Exchange*: 53-59.

Gopnik, Alison, Meltzoff, Andrew N., and Kuhl, Patricia K. (1999). *The Baby in the Crib*. William Morrow and Company.

Kotulak, Ronald. 1997. *Inside the brain: Revolutionary discoveries of how the mind works*. Kansas City, Mo.: Andrews McMeel Publishing

Schiller, Pam. May, 1998. "The thinking brain." *Child Care Information Exchange*: 49-52.

Shore, R. (1997). *Rethinking the Brain: New Insights into Early Development*. New York: Families and Work Institute.

Siegel, D. J. (1999). *The Developing Mind*. New York: Guilford Press.

University of Pittsburgh, Office of Child Development. Spring, 1998. "Brain development: The role experience plays in shaping the lives of children." *Children, Youth, and Family Background*, Report #12. Pittsburgh: University Center for Social and Urban Research.

Wexler, Bruce E. (2006). *Brain and Culture.: Neurobiology, Ideology, and Social Change*. Cambridge, MA: The MIT Press

Class Size Effects on Achievement

Krueger, Alan B., and Whitmore, Diane M. (March 2001). Would Smaller Classes Help Close the Black-White Achievement Gap? Working Paper #451, Princeton University, Industrial Relations Section.

http://www.irs.princeton.edu/pubs/working_papers.html

Community and Neighborhood Effects on Achievement

Briggs, Xavier de Souza (2008). Why Did the Moving to Opportunity Experiment Not Get Young People into Better Schools? *Housing Policy Debate*, 19(1).

Morris, Jerome E, and Monroe, Carla R. (2009) Why Study the U. S. South? The Nexus of Race and Place in Investigating Black Student Achievement. *Educational Researcher*, 38(1), pp. 21-36.

Culture and Reform

Godwin, Peter (2006). *When a Crocodile Eats the Sun: A Memoir of Africa*. Little, Brown & Company.

Hatch, Mary Jo (1993). The Dynamics of Organizational Culture. *Academy of Management Review*, 18(4), 657-693.

Wexler, Bruce E. (2006). *Brain and Culture*.

Early Childhood Education Effects on Achievement

Magnuson, Katherine A., et al. (2004). Inequality in Preschool Education and School Readiness. *AERJ*.

Family and Parenting

Arthur, Amanda June (2007). Relation of Student and Family Characteristics to Academic Achievement for Adolescents in Low Performing Schools. University of California, Berkeley, unpublished doctoral dissertation.

Boles, David W. (.n.d.) Six-Part Essay on Annette Larequ's *Unequal Childhoods: Class, Race and Family*. Highlight Loc. 24-26 | Added on Tuesday, July 14, 2009, 05:17 PM

Davis, Joy L. (2007). An Exploration of the Impact of Family on the Achievement of African American Gifted Learners Originating from Low-Income Environments. The College of William and Mary in Virginia, unpublished doctoral dissertation.

Ferguson, Ronald F. (October 21, 2005). Toward Skilled Parenting & Transformed Schools Inside a National Movement for Excellence with Equity. Wiener Center for Social Policy, John F. Kennedy School of Government, Harvard University.

<http://74.125.95.132/search?q=cache:RLLZ3MNg7BYJ:www.agi.harvard.edu/Search/download.php%3Fid%3D36+Ferguson+toward+skilled+parenting&cd=1&hl=en&ct=clnk&gl=us&client=firefox-a>

Lareau, Annette (2002). Invisible Inequality: Social Class and Childrearing in Black Families and White Families. *American Sociological Review* 67(4) 747-776.

Mandara, Jelani (2006). The Effects of Parenting Styles on Adolescent Achievement Test Scores: Ethnic and Gender Differences (and Similarities). Unpublished working paper, School of Education and Social Policy, Northwestern University.

Importance of Closing the Achievement Gap

Heckman, James J. (2000). Policies to Foster Human Capital. Aaron Wildavsky Forum, University of California, Berkeley.

<http://www.google.com/#hl=en&q=Policies+to+Foster+Human+Capital&aq=f&oq=&aqi=g1&fp=Qmi82At0098>

McKinsey & Company (April, 2009). *The Economic Impact of the Achievement Gap in American Schools: Summary of Findings*.

<http://www.mckinsey.com/client/service/socialsector/achievementgap.asp>

McKinsey & Company (April, 2009). *Detailed Findings on the Economic Impact of the Achievement Gap in America's Schools*.

<http://www.google.com/search?client=firefox-a&rls=org.mozilla%3Aen-US%3Aofficial&channel=s&hl=en&q=McKinsey+and+Company+Detailed+Findings+Achievement+Gap&btnG=Google+Search>

International Achievement Gap

Wagner, Tony (2008, 2010). *The Global Achievement Gap: Why Even Our Best Schools Don't Teach the New Survival Skills Our Children Need—and What We Can Do About It*. Basic Books.

IQ, Heritability, Neuroscience and Mutability

Dickens, William T., and Flynn, James R. (n.d.) Black Americans Reduce the Racial IQ Gap: Evidence from Standardization Samples.

<http://www.google.com/#hl=en&q=Black+Americans+Reduce+the+Racial+IQ+Gap%3A+Evidence+from+Standardization+Samples.&btnG=Google+Search&aq=f&oq=Black+Americans+Reduce+the+Racial+IQ+Gap%3A+Evidence+from+Standardization+Samples.&aqi=&fp=-WPIvmzc7xw>

Dickens, William T., and Flynn, James R. (2001) Heritability Estimates Versus Large Environmental Effects: The IQ Paradox Resolved. *Psychological Review*, 108(2), 346-369.

Farah, M. J., et al. (July 29, 2006). Childhood Poverty and Neurocognitive Development. *Brain Research*. Downloaded June 18, 2009.

<http://neurocritic.blogspot.com/2006/08/childhood-poverty-and-neurocognitive.html>

Fryer, Roland G., and Levitt, Steven D. (March 2006). Testing for Racial Differences in the Mental Ability of Young Children. Unpublished manuscript.
<http://74.125.95.132/search?q=cache:oTjvG5YMx3MJ:pricetheory.uchicago.edu/levitt/Papers/fryer-levitt%2520infant%2520mental%2520function.pdf+Fryer+and+Levitt+Testing+for+Racial+Differences&cd=2&hl=en&ct=clnk&gl=us>

Goleman, Daniel (2006). *Social Intelligence The Revolutionary New Science of Human Relationships*. Bantam Books.

Nelson, Charles A., and Bloom, Floyd E. (October 1997). Child Development and Neuroscience. *Child Development*, 68(5), 970-987.

Nisbett, Richard E. (2009). *Intelligence and How to Get It: Why Schools and Cultures Count*. W. W. Norton & Company.

Noble, Kimberly G., et al. (January 2005). Neurocognitive Correlates of Socioeconomic Status in Kindergarten Children. *Developmental Science*, 8(1).

Wheeler, Rebecca S. (n.d.) Code-switching: Insights and Strategies for Teaching Standard English in Dialectally Diverse Classrooms. Working paper.
<http://www.ncte.org/profdev/onsite/consultants/wheeler>

Law, Litigation, and Achievement

Glenn, William J. (2006). Separate But Not Yet Equal: The Relation Between School Finance Adequacy Litigation and African American Student Achievement. *Peabody Journal of Education* 81(3), 63-93.

O'Brien, Molly Townes (August 2006). Two Book Reviews: Peter Schrag and Richard Rothstein. *Educational Studies*, 40(1), 87-93. <http://ssrn.com/abstract=1288969>

Leadership

Collins, Jim (2001). *Good to Great: Why Some Companies Make the Leap and Others Don't*. HarperCollins.

Lee, Jaekyung (June 2006). Tracking Achievement Gaps and Assessing the Impact of NCLB on the Gaps: An In-depth Look into National and State Reading and Math Outcome Trends.

Smock, Jessica (May 2009). No Child Left Behind's School Choice Provisions: Are Students Receiving Meaningful Options? Unpublished class paper (SED AP 702), Boston University School of Education.

Opportunity and Achievement

Gladwell, Malcolm (2008). *Outliers: The Story of Success*. Little, Brown & Company.

Peer Groups, Interactions and Achievement

Bishop, John H. and Bishop, Michael M. (n.d.) A Neo-Darwinian Rational-Choice Theory of Academic Engagement Norms: The Struggle for Popularity and Normative Hegemony in Secondary Schools.

<http://www.google.com/#hl=en&q=A+Neo-Darwinian+Rational-Choice+Theory+of+Academic+Engagement+Norms%3A+++The+Struggle+for+Popularity+and+Normative+Hegemony+in+Secondary+Schools&btnG=Google+Search&aq=f&oq=A+Neo-Darwinian+Rational-Choice+Theory+of+Academic+Engagement+Norms%3A+++The+Struggle+for+Popularity+and+Normative+Hegemony+in+Secondary+Schools&aqi=&fp=-JGT4tICrJA>

Poverty and Achievement

Berliner, David C. (2009). *Poverty and Potential: Out-of-School Factors and School Success*. Boulder and Tempe: Education and the Public Interest Center & Education Policy Research Unit. Retrieved [date] from <http://epicpolicy.org/publication/poverty-and-potential>

Payne, Ruby K. (1996). *A Framework for Understanding Poverty* (4th revised edition). Aha! Process, Inc.

Payne, Ruby K. (2008). *Underresourced Learners: 8 Strategies to Boost Student Achievement*. Aha! Process, Inc.

Problem Analysis and Systems Thinking

Berlin, Isaiah (1953). *The Hedgehog and the Fox*. Elephant Paperbacks.

Childress, Stacey, and Marietta, Geoff (June 12, 2008). A Problem-Solving Approach to Designing and Implementing a Strategy to Improve Performance. Public Education Leadership Project at Harvard University. [DO NOT QUOTE]

Gaynor, Alan K. (November 29, 2008). A Systems Framework for Thinking about Educational Problems and Policies.

Meadows, Donella (edited by Diana Wright) (2008). *Thinking in Systems: A Primer*. Chelsea Green Publishing.

Montgomery County, Maryland, Board of Education. *Collaborative Problem Solving for Student Success: Guidelines for Schools 2008-2009*.

<http://www.google.com/#hl=en&q=collaborative+problem+solving+for+student+success&aq=f&oq=f&aqi=&fp=Qmi82At0098>

Psychology of Effort and Achievement

Ackerloff and Shiller (2009). *Animal Spirits: How Human Psychology Drives the Economy, and Why It Matters for Global Capitalism*. Princeton University Press.

Racial Identity, Oppositional Culture, and Achievement

Carter, Dorinda Joy (2005). "In a Sea of White People": An Analysis of the Experiences and Behaviors of High Achieving Black Students in a Predominantly White High School. Harvard University: Unpublished doctoral dissertation.

Coley, Denise Williams (2008). *Afrocentric Identity and High School Students' Perception of Academic Achievement*. University of Hartford: Unpublished Doctoral Dissertation.

Diamond, John B. (n.d.) Are We Barking Up the Wrong Tree? Rethinking Oppositional Culture Explanations for the Black/White Achievement Gap
<http://74.125.95.132/search?q=cache:L0bUxwZTWQJ:www.agi.harvard.edu/events/download.php%3Fid%3D79+Diamond,+John+B.+Oppositional+Culture&cd=8&hl=en&ct=clnk&gl=us&client=firefox-a>

Ferguson, Ronald F. (Draft, September 2006). *New Evidence on Why Black High Schoolers Get Accused of "Acting White"*. The Achievement Gap Initiative at Harvard University.

<http://74.125.47.132/search?q=cache:NTtvUIGF8c4J:www.agi.harvard.edu/Search/download.php%3Fid%3D104+ronald+ferguson+new+evidence+on+why&cd=5&hl=en&ct=clnk&gl=us&client=firefox-a>

Fleming, Paula Ricker (2005). *Academic Engagement, Racial Identity Development, and School Success among Middle School Students*. University of Missouri-Columbia, Unpublished doctoral dissertation.

Fryer, Roland G., Jr. (Winter, 2006). *Acting White: The Social Price Paid by the Best and Brightest Minority Students*. *Education Next*.

Ogbu, John, and Simons, Herbert D. (June 1998). Voluntary and Involuntary Minorities: A Cultural-Ecological Theory of School Performance with Some Implications for Education. *Anthropology and Education Quarterly*, 29(2), 155-188.

Ogbu, John U. (2004). Collective Identity and-the Burden of "Acting White" in Black History, Community, and Education. *The Urban Review*, 36(1), 1-35.

Rivera, Karla Adams (2004). Academically High Achieving African Americans: An Exploratory Study of a Middle Class Sample. Rutgers, The State University of New Jersey, unpublished doctoral dissertation.

Fryer, Roland G., and Torelli, Paul (May 1, 2005). An Empirical Analysis of 'Acting White.' Unpublished manuscript.

http://papers.ssrn.com/sol3/papers.cfm?abstract_id=723303

Gosa, Travis, and Young, Hollie (n.d.). The Construction of Oppositional Culture in Hip-Hop Music: An In-depth Case Analysis of Kanye West and Tupac Shakur Unpublished manuscript.

<http://74.125.47.132/search?q=cache:KygzfEpr2w8J:www.agi.harvard.edu/Search/download.php%3Fid%3D117+travis+gosa+and+hollie+young+hip+hop+music&cd=1&hl=en&ct=clnk&gl=us&client=firefox-a>

Graham, Sandra (Spring 1994). Motivation in African Americans. *Review of Educational Research*, 64(1).

Graves, Daren A. (2006). School Culture, Racial Identity Performance and the Academic Achievement of Black Adolescents. Harvard University: Unpublished doctoral dissertation.

Harlapalani, Vinay (2005). Racial Stereotypes and Achievement-Linked Identity Formation During Adolescence: An Investigation of Athletic Investment and Academic Resilience. The University of Pennsylvania, unpublished doctoral dissertation.

Harris, Angel Luis (2005). Do African Americans Really Resist School: An In-depth Examination of the Oppositional Culture Theory. The University of Michigan, unpublished doctoral dissertation.

Lowe, Aisha Noni (2006). Contending with Legacy: Stereotype Threat, Racial Identity, and School Culture. Stanford University, unpublished doctoral dissertation.

Noguera, Pedro (2003). Academic Performance of African American Males The Trouble with Black Boys:: The Role and Influence of Environmental and Cultural Factors on the Academic Performance of African American Males. *Urban Education*, 38, 431. <http://uex.sagepub.com/cgi/content/abstract/38/4/431>.

Perry, Justin C. (2006). School Engagement among Urban Youths of Color: Criterion Pattern Effects of Vocational Exploration and Racial Identity. Boston College, unpublished doctoral dissertation.

Woods, Taniesha A. (2006). Racial Socialization, Racial Identity, and Achievement in the Context of Perceived Discrimination: Understanding the Development of African American Middle School Youth. The University of North Carolina at Chapel Hill, unpublished doctoral dissertation.

Relationships and Achievement

Ferguson, Ronald F. (October 21, 2002). What *Doesn't* Meet the Eye: Understanding and Addressing Racial Disparities in High-Achieving Suburban Schools . Unpublished paper.

<http://www.google.com/search?client=firefox-a&rls=org.mozilla%3Aen-US%3Aofficial&channel=s&hl=en&q=ferguson+what+doesn%27t+meet+the+eye&btnG=Google+Search>

Resilience and Achievement

Allen, Dave L. (2004). An Examination of the Relationship Between Teachers' Perceptions of their School's Ability to Foster a Culture of Resilience and Student Outcomes on the Ohio Sixth Grade Reading Proficiency Test. The University of Cincinnati unpublished doctoral dissertation.

Brown, Ann P. (2004). Learning Environment and Attitudinal Differences between Resilient, Average, and Non-Resilient Fourth- and Fifth-Grade Hispanic Students. University of Houston, unpublished doctoral dissertation.

Carnes, Stephen J. (2009). Resilience in Action: A Portrait of One High-Poverty/High-Performing School. Aurora University, unpublished doctoral dissertation.

Coleman, H.L.K., (2007). Minority student achievement: A resilient outcome? In D. Zinga (Ed.). *Navigating Multiculturalism: Negotiating Change*. Cambridge Scholars Press, 296-326.

Crawford, Kelly M. (2006). Risk and Protective Factors Related to Resilience in Adolescents in an Alternative Education Program. University of South Florida, unpublished doctoral dissertation.

Marshall, Mickey Philip (2008). Overcoming the Odds: An Interpretive Phenomenological Analysis of Academic Resilience among Urban Young Adults. Wright Institute, unpublished doctoral dissertation.

Nears, Kennard (). The Achievement Gap: Effects of a Resilience-Based After School Program on Indicators of Academic Achievement.

Salley, Linda Delois (2005). Exploring the Relationship between Personal Motivation, Persistence, and Resilience and Their Effects on Academic Achievement among Different Groups of African-American Males in High Schools. University of Maryland, unpublished doctoral dissertation.

School and School District Reform Effects on Achievement

Borman, Geoffrey D., Hewes, Gina M., Overman, Laura T., and Brown, Shelly (Summer, 2003). Comprehensive School Reform and Achievement: A Meta-Analysis. *Review of Educational Research* 73(2), 125-230.

Brooks, David (May 8, 2009). The Harlem Miracle. *New York Times*.

Childress, Stacey, et al. (January 31, 2007). Note on the PELP Coherence Framework.

Comer, James P. (2001). Schools that Develop Children. *American Prospect* 12(7), April 23rd.

Delpit, Lisa (June 2 006). Lessons from Teachers. *Journal of Teacher Education*, 57(3), 220-231. DotJl(lv wwnloaded from <http://jte.sagepub.com> at BOSTON UNIV on May 8, 2009.c:

Dobbie, Will, and Fyer, Roland G. (April 2009). Are High-Quality Schools Enough to Close the Achievement Gap? Evidence from a Bold Social Experiment in Harlem. Unpublished paper.

<http://www.google.com/search?client=firefox-a&rls=org.mozilla%3Aen-US%3Aofficial&channel=s&hl=en&q=Roland+Fryer+and+Will+Dobbie&btnG=Google+Search>

Education Week (2007). KIPP Student-Attrition Eyed. 41(1), June 13, 16-17.

Harris, Douglas N. (June 16, 2006). High Flying Schools, Student Disadvantage, and the Logic of NCLB. Paper prepared for the Harvard Achievement Gap Initiative, June, 2006.

<http://74.125.47.132/search?q=cache:KjA2YBEfu98J:www.agi.harvard.edu/Search/download.php%3Fid%3D89+Harris+high+flying+schools&cd=3&hl=en&ct=clnk&gl=us&client=firefox-a>

Henig, Jeffrey R. (November 2008). What Do We Know About the Outcomes of KIPP Schools? The Great Lakes Center for Education Research & Practice.

<http://www.greatlakescenter.org>

Hickey, Katie (Spring 2009). Schools that Effectively Decrease the Achievement Gap for Economically Disadvantaged and Minority Students: A Literature Review. Unpublished class paper (SED AP 702), Boston University School of Education.

Newstead, Barry, et al. (Spring 2008). Going for the Gold. *Education Next*, 8(2), 38-45.

Pallas, Aaron (May 8, 2009). Just How Gullible is David Brooks? *Skoolboy*.

<http://gothamschools.org/2009/05/08/just-how-gullible-is-david-brooks/>

Paul, Annie Murphy (2010). *Origins: How the Nine Months Before Birth Shape the Rest of Our Lives*. Simon and Schuster.

Sampson, Randall G. (June 18, 2007). The Tripod Project: Cultivating an Ambitious & Industrious Love For Learning. The Achievement Gap Initiative, John F. Kennedy School of Government, Harvard University.

<http://www.google.com/search?client=firefox-a&rls=org.mozilla%3Aen-US%3Aofficial&channel=s&hl=en&q=randall+sampson+the+tripod+project&btnG=Google+Search>

Smock, Jessica (Spring 2009). Organizational Analysis. Unpublished class paper (SED AP 761), Boston University School of Education.

Tough, Paul (2008). *Whatever It Takes: Geoffrey Canada's Quest to Change Harlem and America*. Houghton-Mifflin.

School Organization and Achievement

Bourque, Mary M. (December 2005). *The K-8 Grade Span and the Middle School Model*. Term paper, Boston University School of Education, SED AP 701.

Segregation and Achievement

Eaton, Susan (2007). *The Children in Room E4: American Education on Trial*. Algonquin Books of Chapel Hill.

Herman, Melissa R. (March, 2009). The black-White-Other Test Score Gap. Unpublished manuscript.

[http://74.125.47.132/search?q=cache:Kc p-Qm86DY\]:www.agi.harvard.edu/Search/download.php%3Fid%3D42+melissa+herman+black-white-other+test&cd=4&hl=en&ct=clnk&gl=us&client=firefox-a](http://74.125.47.132/search?q=cache:Kc p-Qm86DY]:www.agi.harvard.edu/Search/download.php%3Fid%3D42+melissa+herman+black-white-other+test&cd=4&hl=en&ct=clnk&gl=us&client=firefox-a)

Self-Efficacy, Self-Concept, Self-Esteem and Achievement

Bandura, Albert (1993). Perceived Self-Efficacy in Cognitive Development and Functioning. *Educational Psychologist* 28(2), 117-148.

Broege, Nora, et al. (n.d.) Performing Well, But Feeling Bad: The Classroom Experiences of Adolescents

[http://74.125.47.132/search?q=cache:IV-JDwgrTrMJ\]:www.agi.harvard.edu/Search/download.php%3Fid%3D44+broege+THE+CLASSROOM+EXPERIENCES+OF+ADOLESCENTS&cd=3&hl=en&ct=clnk&gl=us](http://74.125.47.132/search?q=cache:IV-JDwgrTrMJ]:www.agi.harvard.edu/Search/download.php%3Fid%3D44+broege+THE+CLASSROOM+EXPERIENCES+OF+ADOLESCENTS&cd=3&hl=en&ct=clnk&gl=us)

Campbell-Whatley, Gloria D., and Comer, James (Winter, 2000). Self-Concept and African-American Student Achievement: Related Issues of Ethics, Power and Privilege. *Teacher Education and Special Education*, 23(1), 19-31.

Rivera, Karla Adams (2004). Academically High Achieving African Americans: An Exploratory Study of a Middle Class Sample. Rutgers, The State University of New Jersey, unpublished doctoral dissertation.

Social Capital and Achievement

Siisiäinen, Martti (July 2000). Two Concepts of Social Capital: Bourdieu vs. Putnam. Paper presented at ISTR Fourth International Conference, "The Third Sector: For What and for Whom?", Trinity College, Dublin, Ireland, July 5-8, 2000

<http://www.google.com/#hl=en&q=bourdieu+social+capital&aq=3s&oq=bordieu+&aqi=g%3As10&fp=-WPIvmzc7xw>

Standards and Testing

Bok, Derek (2003). Closing the Nagging Gap in Minority Achievement. *The Chronicle of Higher Education* 50(9).

Darling-Hammond, Linda (2003). Standards and Assessments: Where We Are and What We Need. *Teachers College Record*,

State Policy Effects on Achievement

Braun, Henry I, et al. (March 20, 2006). The Black-White Achievement Gap: Do State Policies Matter? *Educational Policy Analysis Archives*, 14(8).

Statistics on the Achievement Gap

Bast, Janwillem, and Reitsma, Pieter (1998). Analyzing the Development of Individual Differences in terms of Matthew Effects in Reading: results from a Dutch Longitudinal Study. *Developmental Psychology*, (34)6, 1373.

Clotfelter, Charles, et al. (April 13, 2006). The Academic Achievement Gap in Grades 3 to 8. http://papers.ssrn.com/sol3/papers.cfm?abstract_id=900992

Council of Great City Schools (2006). *Beating the Odds VI*.
[http://74.125.47.132/search?q=cache:tMtjey1CrsgJ:www.cgcs.org/pdfs/BT07_Analysis.pdf+Council+of+Great+City+Schools+\(2006\).+Beating+the+Odds+VI.&cd=2&hl=en&ct=clnk&gl=us&client=firefox-a](http://74.125.47.132/search?q=cache:tMtjey1CrsgJ:www.cgcs.org/pdfs/BT07_Analysis.pdf+Council+of+Great+City+Schools+(2006).+Beating+the+Odds+VI.&cd=2&hl=en&ct=clnk&gl=us&client=firefox-a)

Council of Great City Schools (2008). News Release.
<http://www.google.com/search?hl=en&client=firefox-a&channel=s&rls=org.mozilla%3Aen-US%3Aofficial&hs=Sue&q=casserly+beating+the+odds+2008&btnG=Search&aq=f&oq=&aqi=>

Fryer, Roland G., and Levitt, Steven D. (Fall 2004). Falling Behind. *Education Next*.
<http://www.hoover.org/publications/ednext/3259506.html>

Grubb, W. Norton (July, 2006). Dynamic Inequality I. Unpublished manuscript.
http://74.125.95.132/search?q=cache:89YBc6gOso8J:gse.berkeley.edu/faculty/WNGRUBB/papers/Grubb_Dynamic_Inequality.pdf+w.+norton+grubb+dynamic+inequality&cd=2&hl=en&ct=clnk&gl=us&client=firefox-a

Hanushek, Eric A., and Rivkin, Steven G. (2006). The Evolution of the Black-White Achievement Gap in Elementary and Middle Schools. Paper prepared for the American Economic Association Meetings, Boston, MA, January 6-8.

Hanushek, Eric A., and Rivkin, Steven G. (October 2006). School Quality and the Black-White Achievement Gap. NBER working paper.

Mandara, Jelani, Greene, Nereira, and Varner, Fatima (n.d.). Intergenerational Predictors of the Black-White Achievement Gap in Adolescence. Unpublished manuscript.
<http://74.125.95.132/search?q=cache:Lteo8wsOyboJ:www.agi.harvard.edu/Search/download.php%3Fid%3D41+mandara+intergenerational+predictors&cd=2&hl=en&ct=clnk&gl=us&client=firefox-a>

Page, Lindsay C., Murnane, Richard J., and Willett, John B. (March 14, 2008). Understanding Trends in the Black-White Achievement Gap: The Importance of Decomposition Methodology.
http://papers.ssrn.com/sol3/papers.cfm?abstract_id=1230841

Reardon, Sean F. (March 2008). Differential Growth in the Black-White Achievement Gap During Elementary School Among Initially High- and Low-Scoring Students. Institute for Research on Education Policy & Practice. Working Paper # 2008-07.

University of Chicago News Office (April 28, 2005). Economics research shows black-white achievement gap has stopped narrowing. <http://www-news.uchicago.edu/releases/05/050428.neal.shtml>

Teacher and Principal Quality

Betts, J. , Rueben, K., and Danenberg, K. (2000). *Equal Resources, Equal Outcomes? The Distribution of School Resources and Student Achievement in California*, Public Policy Institute of California.

Bonesrønning, Falch, and Strøm (2005). Teacher sorting, teacher quality, and student composition, *European Economic Review*, 49, 457-483.

Clotfelter, C., Ladd, H, and Vigdor, J. (2006). Teacher-Student Matching and the Assessment of Teacher Effectiveness, *Journal of Human Resources*, 41(4) 778-820.

Clotfelter, Charles, et al. (March, 2007). *High-Poverty Schools and the Distribution of Teachers and Principals*
[http://74.125.95.132/search?q=cache:lxHk\]byjNnIj:www.caldercenter.org/PDF/1001057_High_Poverty.pdf+clotfelter+high+poverty+schools&cd=6&hl=en&t=clnk&gl=us&client=firefox-a](http://74.125.95.132/search?q=cache:lxHk]byjNnIj:www.caldercenter.org/PDF/1001057_High_Poverty.pdf+clotfelter+high+poverty+schools&cd=6&hl=en&t=clnk&gl=us&client=firefox-a)

Darling-Hammond, Linda, Wise, Arthur E, and Pease, Sara R. (Fall, 1983). Teacher Evaluation in the Organizational Context: A Review of the Literature. *Review of Educational Research*, 53(3), 285-328.

Darling-Hammond, Linda, Cobb, Velma, and Bullmaster, Marcella (1998). "Professional Development Schools as Contexts for Teacher Learning and Leadership" In Leithwood and Louis (eds), *Organizational Learning in Schools*.

Darling-Hammond, Linda (December, 1999). *Teacher Quality and Student Achievement: A Review of State Policy Evidence*. Center for the Study of Teaching and Policy, University of Washington.

Darling-Hammond, Linda, Cobb, Velma, and Bullmaster, Marcella (1998). "Professional Development Schools as Contexts for Teacher Learning and Leadership" In Leithwood and Louis (eds), *Organizational Learning in Schools*. Routledge.

Darling-Hammond, Linda, Berry, Barnett, and Thoreson, Amy (Spring, 2001). Does Teacher Certification Matter? Evaluating the Evidence. *Educational Evaluation and Policy Analysis*, 23(1), 57-77.

Darling-Hammond, Linda (February 2000). Reforming Teacher Preparation and Licensing: Debating the Evidence. *Teachers College Record*, 102(1), 28-56.

Fenstermacher, Gary D., and Richardson, Virginia (2005). On Making Determinations of Quality in Teaching. *Teachers College Record*, 107(1), 186-213.

Jongewaard, Steven M. (2004). Teachers at Risk: Preparing Effective Teachers for 21st Century Schools. A paper prepared for the Oxford Round Table on At-Risk Students, Oriel College, Oxford University, March 21-26, 2004.

<http://74.125.47.132/search?q=cache:TLALpqTNjRMJ:www.agi.harvard.edu/Search/download.php%3Fid%3D118+Teachers+at+Risk:+Preparing+Effective+Teachers+for+21st+Century+Schools&cd=4&hl=en&ct=clnk&gl=us>

Lankford, H., Loeb, S., and Wyckoff, J. (2002). Teacher Sorting and the Plight of Urban Schools: A Descriptive Analysis, *Educational Evaluation and Policy Analysis*, 24(1) 37-62.

McCaffrey, Daniel F., *et al.* (2003). *Evaluating Value-Added Models for Teacher Accountability*. Prepared for the Carnegie Corporation. RAND Education.

Peske, Heather G., and Haycock, Kati (June 15,2006). *Teaching Inequality: How Poor and Minority Students are Shortchanged on Teacher Quality*. A report of the Education Trust. <http://www.forumforeducation.org/node/59>.